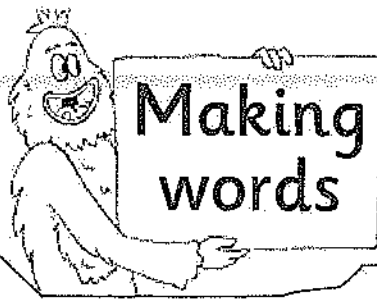


# Wednesday

21st July




Making words



1 Complete each word.




p \_ \_ n



\_ \_ an



\_ \_ ad



m \_ \_ t



\_ \_ ap



\_ \_ in

2 Join the letters. Write the words.




P d i  
 s a t

Pat



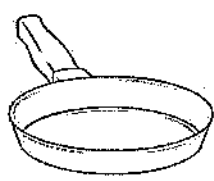
n d m  
 T i p

\_\_\_\_\_



i a p  
 s t d

\_\_\_\_\_



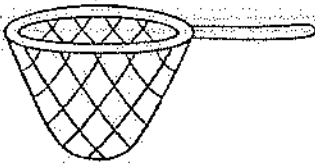
s a n  
 p i d

\_\_\_\_\_




Name \_\_\_\_\_ Date \_\_\_\_\_

I can write the beginning sound!



e t



a t



o t



i d



u d




e g



u g




o x



o p



i g



a d



i p




Beginning sounds  
**s a**

**FAST PHONICS**


1 Match each picture to its sound.





**s**



**a**



2 Colour the first sound for each picture.




**s a**

**s a**

**s a**

**s a**

3 Write the first sound for each picture.




[Empty box for writing the first sound of the star]

[Empty box for writing the first sound of the grasshopper]


[Empty box for writing the first sound of the pear]

[Empty box for writing the first sound of the snail]








Trace.



Use a crayon to trace the waves.



Trace. Find the c's.




Try your own.




# I Can Read! Phase 2 Set 2

Read the words and match the picture to the word.


sit




nip




pan





tip



pip



sip



# Hey Diddle Diddle

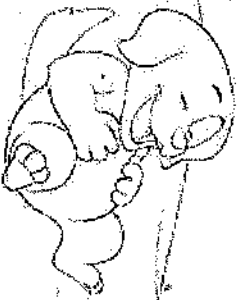


1

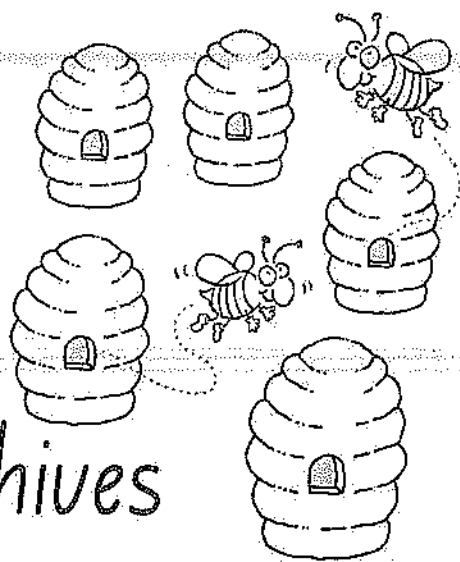

2

3


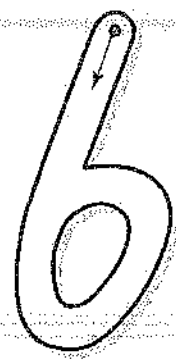
4

[readingeggs.com](http://readingeggs.com)

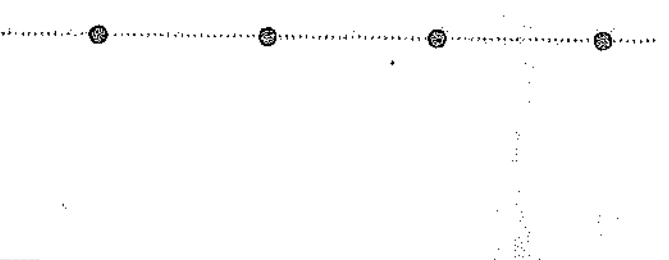
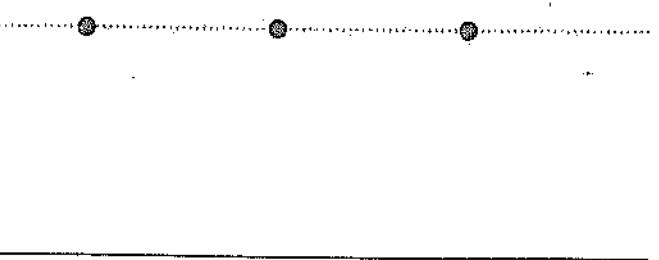
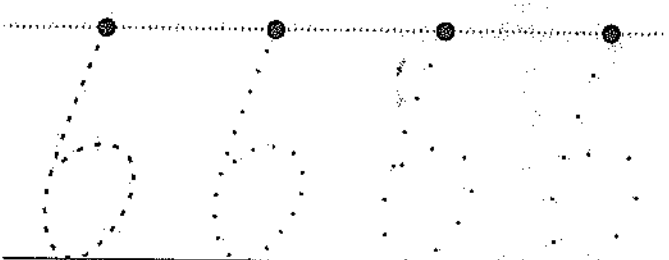
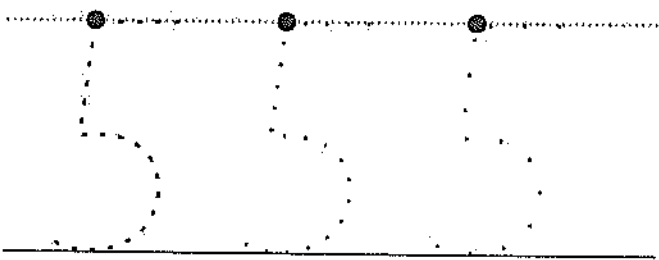
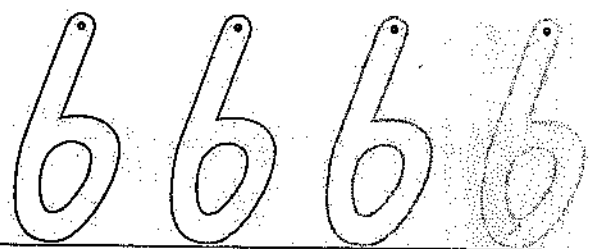
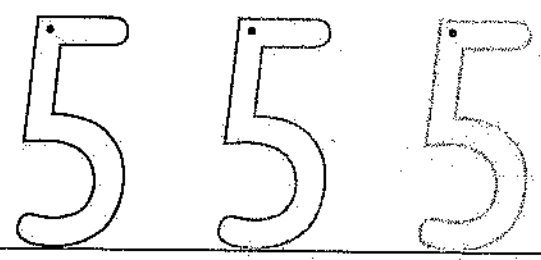
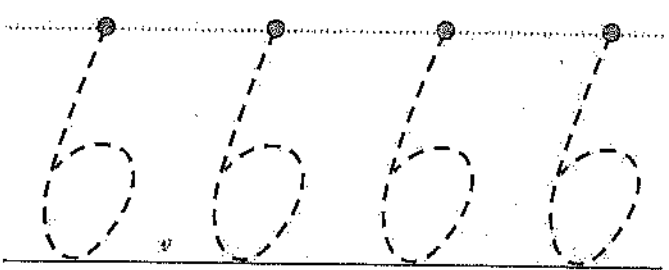
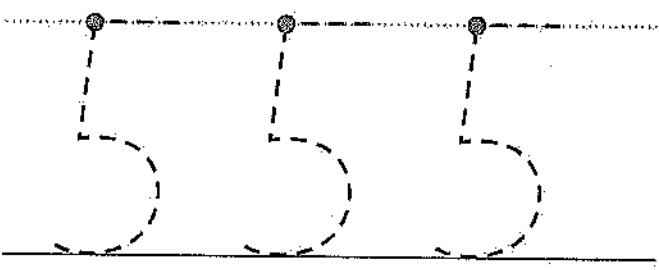




five hives



six picks


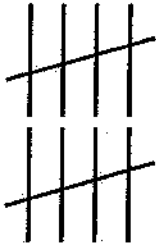










# Cut and Paste Number Sort

9



10

	ten			
		nine		


# Counting II to 20

1 Draw dots to match. Write the number.

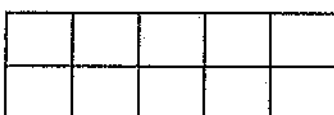

eleven



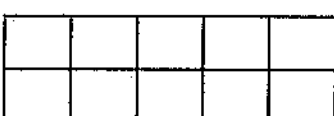
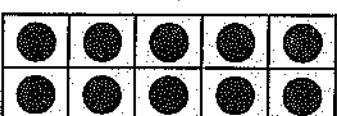
twelve



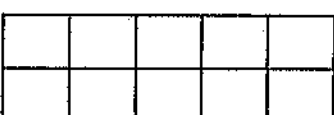
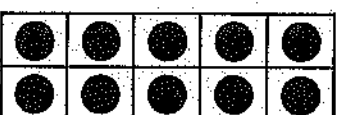
thirteen




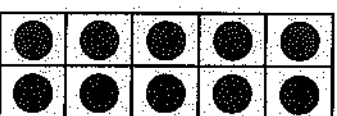
fourteen





fifteen



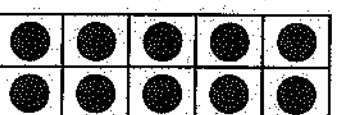
sixteen



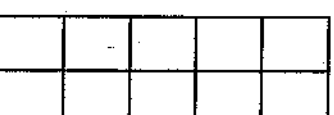
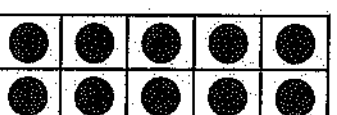
seventeen



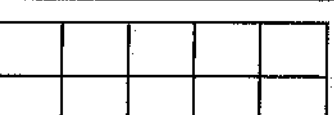
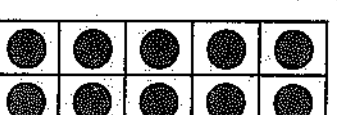
eighteen



nineteen

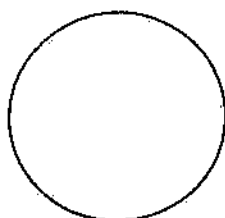
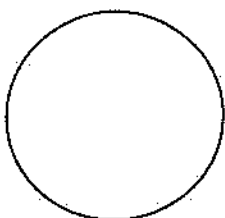
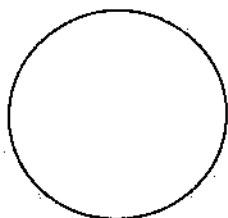


twenty

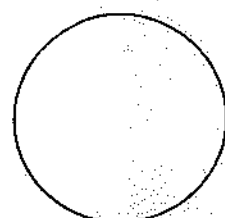


2 Complete.

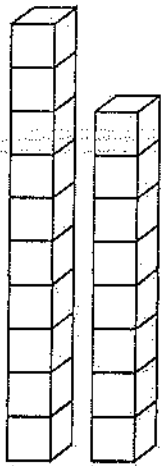
10

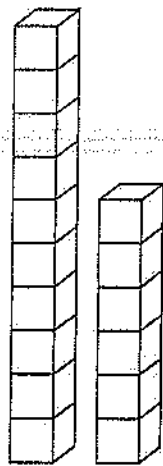


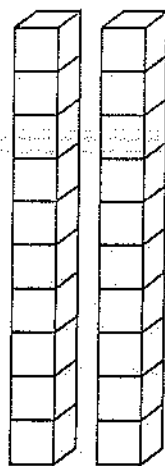
14

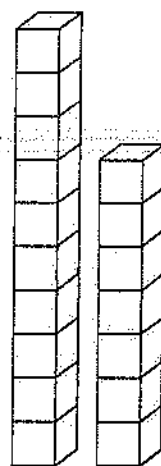


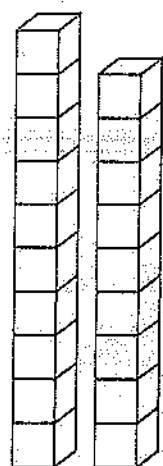
3 Write the number.



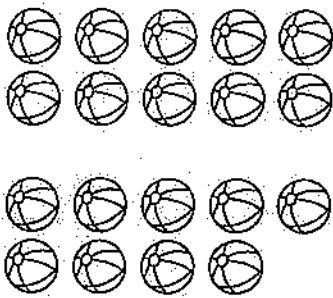





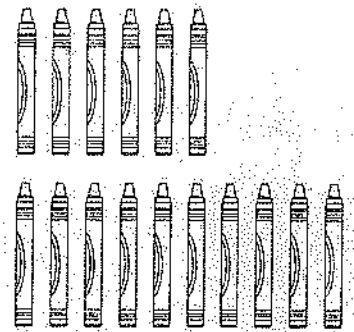





4 How many?








5 Count to 20. Write the missing numbers on the chart.

1	2			5
6		8		10
	12		14	
16	17			

# Panda



